



SONESTA WALK COMMUNITY NEWS

Volume II, Issue 4

Fall 2015

Inside This Issue:

Community Schmooze	2-7
Karen's Tidbits	3-4
Fall Recipes	6
Special Notice & Committees	6
Upcoming Events	7
Kids Corner	8

Sonesta Walk HOA
Board Of Directors
Contact Information



Visit Our Web Site!
sonestawalkhoa.com

President

Richard Denza - rdenza42@gmail.com

Vice-President

Patricia Wielgus - patti.w@aol.com

Secretary

Scott Remson- scottremson@aol.com

Treasurer

Keith Paradis - krparadis01@gmail.com

Director

Stan Pietrowski - pietrowski12345@gmail.com

A MESSAGE FROM THE BOARD....

We've nearly completed another successful year of Association business. With your assistance, support and encouragement we effectively improved our website (www.sonestawalkhoa.com), continue to encourage homeowners to maintain and follow the Association compliance rules (*little steps, we're making progress*) and completed another excellent vote for our current Board of Directors. In the very near future we will see improvements to the playground equipment, resurfacing of the pool and/or spa floors and replacement of our entry sign. (*Hope to be finished by the end of this month.*) Projects are never-ending!

We are excited to announce we have contracted with a new landscaping company, Gator Lawn Service. They can be contacted at 321-626-9938. For work outside of our contract you must contact Gator directly. Your Board of Directors and our property management company are not responsible for passing along information or personal requests. Gator Lawn Service will accept calls now if you are interested in tree pruning or maintenance of flower beds. Although the new service provider won't start until the first of the year, we sincerely hope for improvement. When we received notice in early spring of our previous provider opting out of his contract with us, we were disappointed. We truly thought US Lawns would have proven to be our best choice, but as we listened to our member's concerns, it became painfully clear they hadn't successfully accomplished our scope of work. Gator has worked in the county for many years. The irrigation crew was connected to the installation of the original system. Fertilization/pest control will be performed by a technician familiar with Sonesta Walk. We anticipate first-rate business and lush, well-groomed grounds. We all want to hear a resounding "wow" whenever you round the turn into Sonesta Walk.

This holiday season – and, well, always - we want to say thank you. Sonesta Walk is incredibly blessed with considerate and compassionate homeowners and residents. We wish everyone a wonderful holiday season and a very happy, healthy and truly flourishing 2016!

-Board of Directors

Community Schmooze



Important Reminders....

- ◆ Please observe the leash law for pets. Please remove your pet's waste promptly, and be respectful of other people's property while walking your pet(s).
- ◆ Please be considerate of your neighbors. Loud music, outdoor gatherings, construction projects, door slamming, etc. can negatively affect your neighbor's comfort in their own home. Please be mindful of our very close proximity to our neighbors. Our homes are not sound proof, and our neighbors hear more than we think they do! A little consideration, especially in the early morning and later evening hours, goes a long way to help create a peaceful, respectful atmosphere within our community.
- ◆ Please refrain from putting anything out at the curb until the night before pick-up. **Bulk items are only collected on Monday!** *You must call Waste Management at 723-4455 for anything that will not fit in your containers.* Trash and other debris left out for days at a time is unsightly and unsanitary. Trash and litter degrades our neighborhood. Landscapers can't service the area properly, debris can cause road hazards and increase litter in the community and waterways, attracting vermin and other pests to our area. It is our responsibility to keep our property clean and well maintained. **Please remove your containers promptly after pick up and store them out of sight (not in front or in back of the garage) as per our covenants.** Nothing should be stored outside of your garage doors.
- ◆ Please do not drape or hang any laundry items, towels, blankets, rugs, etc. in the front patio/front yard area where they are visible to your neighbors. A backyard clothesline is permissible as long as it does not exceed the height of the fence.
- ◆ Please do not block the sidewalk area, your neighbor's driveway, or park your vehicles on the grass or sidewalk. Residents are responsible for turf damage and broken sprinklers. You can be ticketed by Melbourne Police for unlawful parking.
- ◆ Please remember that all residents are responsible for maintaining their property in a neat and attractive manner. Trimming shrubs and trees, removing weeds, pressure washing walkways, driveways and sidewalks, and removing trash promptly are required tasks for compliance.

Let's Work Together To Make Sonesta Walk A Great Place To Live!



Community Schmooze

Karen's Tidbits - *Contributed By Karen Figy*

Care Of The Original Landscape Plants

Unless your landscaping has been altered here are a few of the basics.

From reading knowledge and years of experience it is almost better to not fertilize than to fertilize with a cheap fertilizer.

Use a top name brand fertilizer. Although they will say they are the same chemical make up, many times they are trying to move product that has lost it's potency.

Original Plants You May Have:

Mexican Petunia - Long leaves and blue or purple petunia-like flowers

Indian Hawthorn - Compact evergreen with pinkish white flower & blue berries

Variegated Schefflera Arboricola - Yellow & Green leaf shrub

Pygmy Date Palm - Palms with thorny fronds planted in groupings.

Ixora - Waxy leaf with red flowers



Mexican Petunias

Mexican Petunias are highly invasive. These plants need frequent pruning. Overgrowth can easily be pulled to maintain the look you want. Cutting the stem after flowering will offer you more growth or fuller stems & flowers. These guys don't need any fertilizer, but will take what you offer your other plants. I have found them resistant to most problems except leaf miners. Remove those infected leaves to a container promptly to prevent spread.



Indian Hawthorns

Indian Hawthorns are compact evergreen shrubs not usually growing higher than 5 feet tall, normally around 3 feet tall. Their pretty little star shaped flowers that grow in clusters turn into a blue berry that Cedar Waxwings will eat if other conditions are right. These plants are extremely low maintenance, also. If you feed, use a slow release organic fertilizer in the Spring when they are flowering.



Variegated Schefflera Arboricola

Variegated arboricola is one of the easiest plants to trim for shape and size. Just cut off any tall, wayward stems just below the level of other foliage. The rest of the plant's leaves will cover the pruned areas. No hard pruning is needed. Fertilize three times a year- Spring, Summer and Autumn, with a good quality granular fertilizer. *(Continued on next page)*

Community Schmooze (Continued)

Karen's Tidbits– *Contributed By Karen Figy (Continued from Page 3)*

Care Of Original Landscape Plants

Water regularly, but let the soil dry out between watering. Make sure the planting location drains well and doesn't stay wet.



Pygmy Date Palm

Pygmy Palms need trimming when the frond is completely dead. Until the frond is completely dead it is still absorbing nutrients necessary for health. Although these palms are fairly disease resistant, they frequently suffer from nutrient deficiency. Yellowing fronds, faded greens and a tattered or frilly appearance will be apparent.

Landscape palm fertilizers should have a break down of 8-2-12 (or 8-0-12) with 100% of the nitrogen (N), K, and magnesium (Mg) in slow release formula, and micronutrients such as manganese (Mn) and iron (Fe) in water soluble (sulfate or chelate) form in order to be effective.

How much fertilizer should you use? The general application rate for palms is 1.5 lbs. per 100 sq. ft. of canopy every 3 months. The formulation recommended for palm trees for this application is 8N-2P-12K+4Mg. Fertilize between the months of March and September or throughout the growing season.



Ixora

Feed Ixora in early spring, using an acidic fertilizer formulated for Ixora, Azalea and Gardenias, which has a ratio such as 4-8-8, along with minor elements that are beneficial. Repeat in midsummer and autumn. Acidic fertilizer is especially important if the foliage takes on a yellowish cast, indicating a magnesium deficiency caused by improper soil pH. Apply the fertilizer according to label specifications, then water deeply.

Community Schmooze *(Continued)*

FALL RECIPES *(Contributed By Nancy Remson)*



Friendship Stew

This recipe got its name from the practice of individuals each contributing an ingredient for the stew. The items would then be gathered in a central location and cooked together to make the stew. Afterwards, the participants would enjoy the finished product together. Instead of the traditional Thanksgiving feast, I used to make this recipe as a cooperative learning project with my students and my friend's class. We would collect all of their contributions (teachers provided the ground meat) and our students would put all of their ingredients together in a huge pot. Delightful aromas filled the air as our stew cooked and simmered all morning. At lunch time, the two classes would gather together to share their Friendship Stew. The children were excited and proud to point out their own special ingredients they had provided for the stew. This process showed them that while individual contributions are important, by working together we had created something wonderful that everyone could enjoy. The students felt a sense of ownership because they had all contributed. They were proud of what they had accomplished as a result of their teamwork.

Ingredients For **Stew:**

2-3 pounds ground beef or turkey, cooked and seasoned, (4) one pound cans of Italian style crushed tomatoes, 2 medium yellow or white onions (chopped), 5 large red skinned potatoes (cut in chunks), 1 pound canned or frozen corn, 1 pound fresh, frozen or canned green beans, 1 bag carrot coins or small baby carrots (fresh or frozen). Mix all ingredients in a large pot. Use seasoned salt and/or sea salt, brown sugar, garlic powder, black pepper, and oregano to desired taste. Cover and simmer over medium low heat for several hours until vegetables are tender. For faster cooking time, use all canned vegetables or pre-cook fresh/frozen vegetables before adding to the stew.

Grandma's Old Fashioned Bread Pudding



In a 1-1/2 quart Pyrex bowl crumble 7-10 pieces white bread. In a small bowl heat (microwave) 2 cups milk and 1/2 stick of butter to scalding. Cool milk/butter for 5 minutes. Pour over crumbled bread and add 1/2 cup sugar, 2 beaten eggs, 1 tbs. cinnamon and 1/2 cup raisins. Mix gently until bread is thoroughly saturated. Bake in a 350 degree oven for 40 minutes until center is firm and top is golden brown. Pudding can be served warm, room temperature or cooled. Cut into slices and serve with vanilla ice cream or whipped cream, if desired.

Community Schmooze *(Continued)*



Updated Listing Of Committee Members Serving Our Community



- ◆ Architectural Review Committee - *Roger Mac Donald, Bill Ringer, Steve Sheehan,*
- ◆ Communication Committee (Newsletter) – *Betty Dyce, Karen Figy, Nancy Remson*
- ◆ Contract Committee– *Stan Pietrowski, Alexis Ravetti, Paul Taub*
- ◆ Infraction Committee– *Buck Hord, Bill Ringer, Bill Zavistoski*
- ◆ Social Committee– *(Needs Volunteers)*

The Communications Committee is pleased to offer you some new choices as to how you receive our community's quarterly newsletters. It is our hope that these options will provide us with a more accurate, efficient, economical and environmentally friendly distribution process.

1. To receive the newsletter exclusively via email directly to your inbox, please send your name, mailing address and email address to sonestanews@gmail.com. *If you choose to sign up for email delivery, please contact SCPM to remove you from their mailing list. We reserve the right to share this information with SCPM to ensure you receive the delivery option of your choice.*

2. Please be advised that the Sonesta Walk Newsletter may now be viewed and printed from the Sonesta Walk HOA web site. *If you choose to receive your copy of the newsletter via the web site, please contact SCPM to remove you from their mailing list. We reserve the right to share this information with SCPM to ensure you receive the delivery option of your choice.*

3. To continue receiving the newsletter via US mail, no action is required. However, please be sure to promptly advise SCPM of any change of address.



Community Schmooze

LOOK WHAT'S COMING UP!

Please Join Us!

**** COMMUNITY YARD SALE ****

SATURDAY, NOVEMBER 21

8 AM-2 PM



4th ANNUAL MARTIN LUTHER KING JR DAY OF SERVICE

SONESTA WALK LITTER CLEAN-UP AND PARTICIPANT'S LUNCHEON

MONDAY, JANUARY 18, 2016

Please Contact Nancyremson@aol.com For More Information

Points To Ponder...

"As we express our gratitude, we must never forget that the highest appreciation is not to utter words, but to live by them."

- John F. Kennedy

KIDS CORNER



Please email sonestanews@gmail.com if you would like to contribute your ideas, poems, stories, photos, etc. to our Newsletter. Thank You!

FALL WORD SEARCH











A R V F C J S F W R S G
 G X E I D N E O M E E G
 A P D B R U R C H B L S
 N E U O O C W G X M P E
 R V C M E T S R D E P V
 Z A A R P S C E K T A A
 H P A V V K F O S P C E
 G C M N D J I W G E G L
 S S D R U O G N C S L K
 S Y A D I L O H S N L B
 N O V E M B E R X H N C
 C Z Y Q L T S E V R A H

- ACORNS APPLES CIDER
- GOURDS HARVEST HOLIDAYS
- LEAVES NOVEMBER OCTOBER
- PUMPKINS SCARECROW SEPTEMBER



Happy Fall!



	kare		pplea
	feal		yah
	bwe		keyrut
	norc		coran
	worcrcas		munikpp

FALL RIDDLE



Who helps the little pumpkins cross the road to get to school?

ANSWER - The Crossing Gourd!